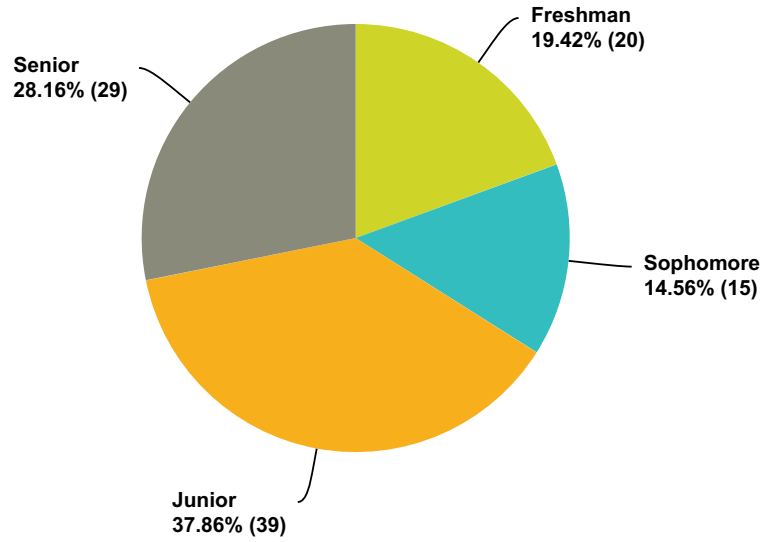


Q1 Grade Level (check one)

Answered: 103 Skipped: 6

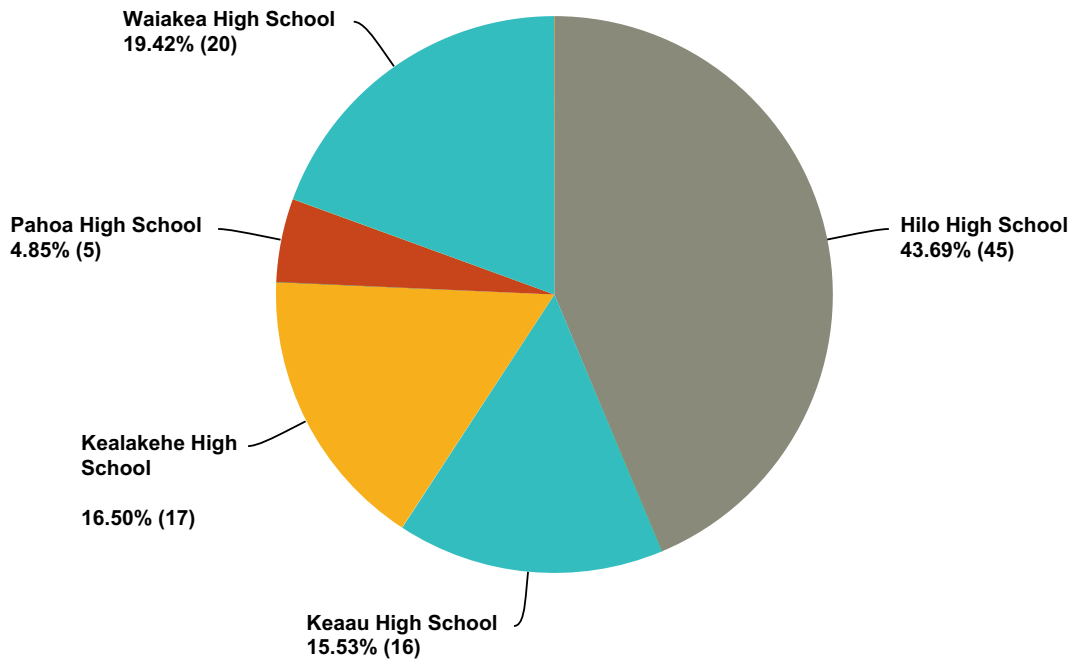


Answer Choices	Responses	
Freshman	19.42%	20
Sophomore	14.56%	15
Junior	37.86%	39
Senior	28.16%	29
Parent / Family member	0.00%	0
Total		103

#	Other (please specify)	Date
1	MiddleSchool	10/26/2015 3:18 PM
2	Not attending school AIM	10/26/2015 2:40 PM
3	Graduate	10/26/2015 2:25 PM
4	Junior Grad	10/26/2015 12:36 PM
5	8th Grade	10/26/2015 12:15 PM

Q2 Name of Your School:

Answered: 103 Skipped: 6



Answer Choices	Responses
Christian Liberty	0.00% 0
Hawaii Academy of Arts and Sciences	0.00% 0
Hawaii Preparatory Academy	0.00% 0
Hilo High School	43.69% 45
Honokaa High School	0.00% 0
Hualalai Academy	0.00% 0
Kamehameha Schools Hawaii	0.00% 0
Kanu O Ka Aina Charter	0.00% 0
Kau High School	0.00% 0
Ke Ana La'ahana PCS	0.00% 0
Ke Kula 'o 'Ehunuikaimalino	0.00% 0
Keaau High School	15.53% 16
Kealakehe High School	16.50% 17
Kohala High School	0.00% 0
Konawaena High School	0.00% 0

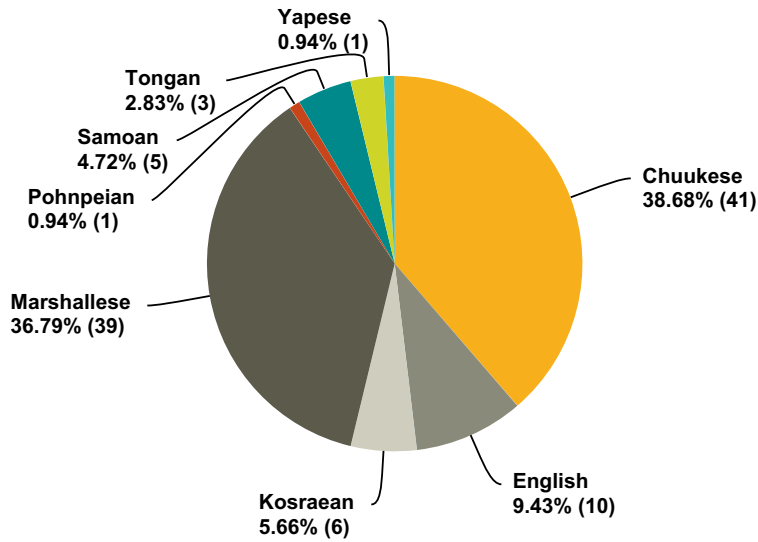
PIYED 2015 - Participants Evaluation

Kua 'O Ka La	0.00%	0
Laupahoehoe Community PCS	0.00%	0
Makua Lani Christian School	0.00%	0
Pahoa High School	4.85%	5
Parker School	0.00%	0
Saint Joseph High School	0.00%	0
Waiakea High School	19.42%	20
West Hawaii Explorations Academy	0.00%	0
Total		103

#	Other (please specify)	Date
1	Pearl City High School	10/26/2015 3:36 PM
2	None	10/26/2015 2:40 PM
3	Pearl City High School	10/26/2015 2:38 PM
4	Myra Sam	10/26/2015 12:55 PM
5	Kali School	10/26/2015 12:36 PM
6	Highlands Intermediate	10/26/2015 12:15 PM

Q3 Major Language Spoken at Home

Answered: 106 Skipped: 3

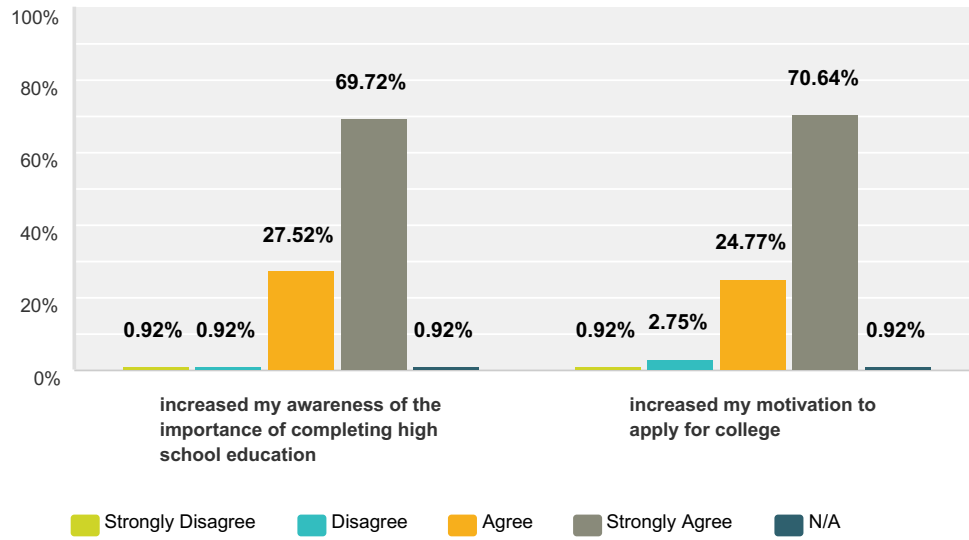


Answer Choices	Responses	Count
Carolinian	0.00%	0
Chamorro	0.00%	0
Chuukese	38.68%	41
English	9.43%	10
Fijian	0.00%	0
Kosraean	5.66%	6
Marshallese	36.79%	39
Palauan	0.00%	0
Pohnpeian	0.94%	1
Samoan	4.72%	5
Tongan	2.83%	3
Yapese	0.94%	1
Other (please specify)	0.00%	0
Total		106

#	Other (please specify)	Date
	There are no responses.	

Q4 The General Session...

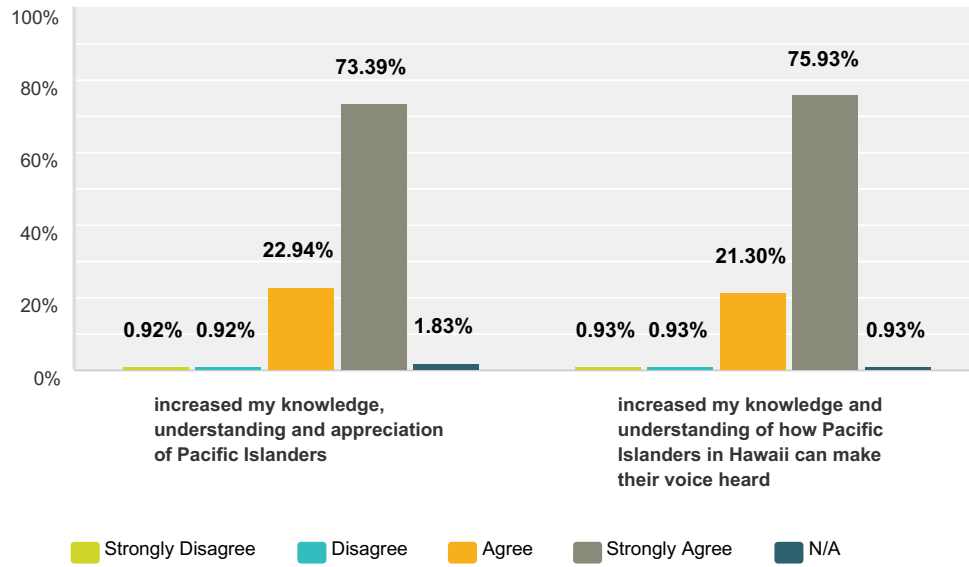
Answered: 109 Skipped: 0



	Strongly Disagree	Disagree	Agree	Strongly Agree	N/A	Total	Weighted Average
increased my awareness of the importance of completing high school education	0.92% 1	0.92% 1	27.52% 30	69.72% 76	0.92% 1	109	3.68
increased my motivation to apply for college	0.92% 1	2.75% 3	24.77% 27	70.64% 77	0.92% 1	109	3.67

Q5 The Career Readiness session...

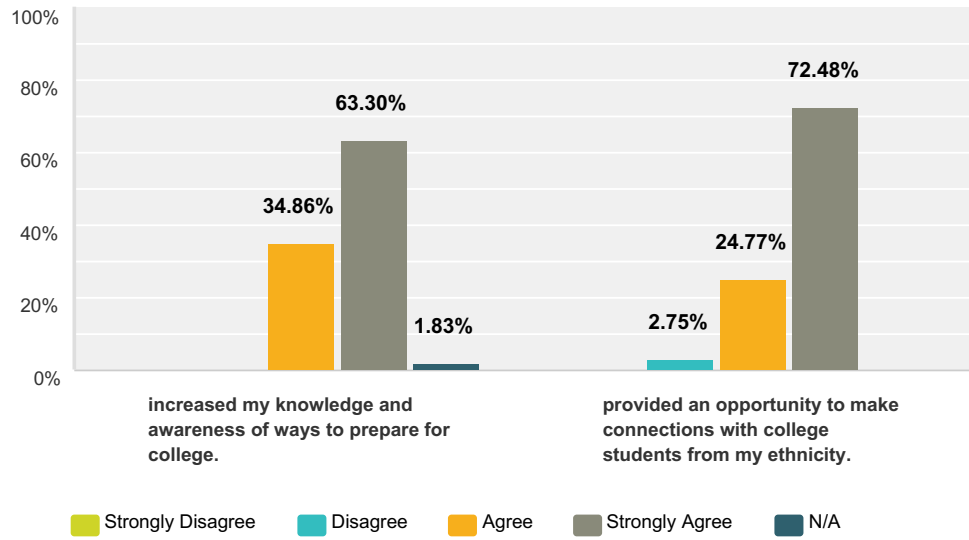
Answered: 109 Skipped: 0



	Strongly Disagree	Disagree	Agree	Strongly Agree	N/A	Total	Weighted Average
increased my knowledge, understanding and appreciation of Pacific Islanders	0.92% 1	0.92% 1	22.94% 25	73.39% 80	1.83% 2	109	3.72
increased my knowledge and understanding of how Pacific Islanders in Hawaii can make their voice heard	0.93% 1	0.93% 1	21.30% 23	75.93% 82	0.93% 1	108	3.74

Q6 The College Readiness session...

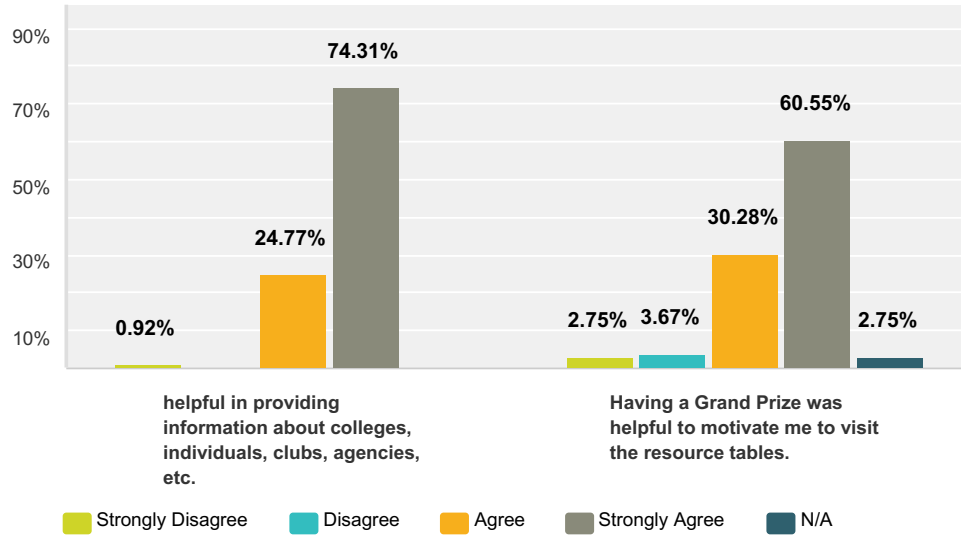
Answered: 109 Skipped: 0



	Strongly Disagree	Disagree	Agree	Strongly Agree	N/A	Total	Weighted Average
increased my knowledge and awareness of ways to prepare for college.	0.00% 0	0.00% 0	34.86% 38	63.30% 69	1.83% 2	109	3.64
provided an opportunity to make connections with college students from my ethnicity.	0.00% 0	2.75% 3	24.77% 27	72.48% 79	0.00% 0	109	3.70

Q7 The Resource Fair was...

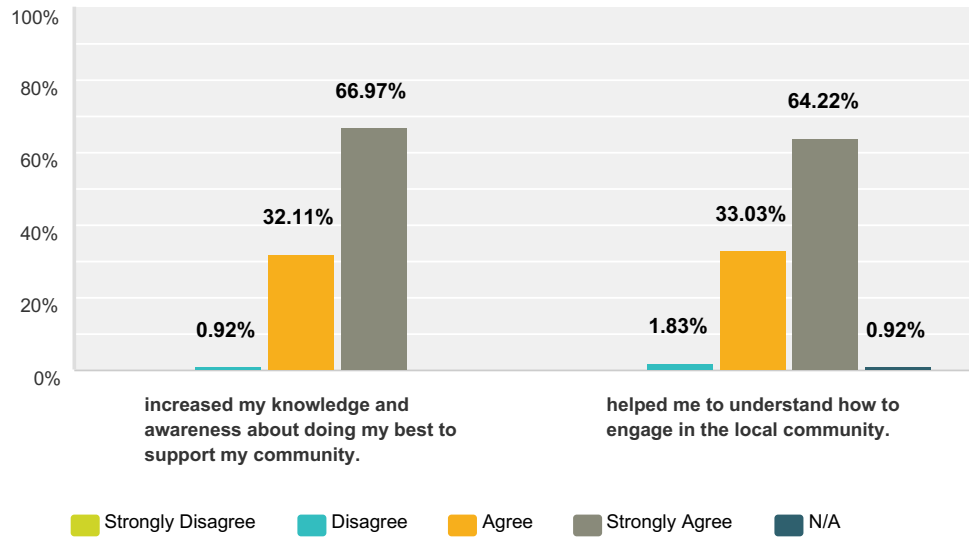
Answered: 109 Skipped: 0



	Strongly Disagree	Disagree	Agree	Strongly Agree	N/A	Total	Weighted Average
helpful in providing information about colleges, individuals, clubs, agencies, etc.	0.92% 1	0.00% 0	24.77% 27	74.31% 81	0.00% 0	109	3.72
Having a Grand Prize was helpful to motivate me to visit the resource tables.	2.75% 3	3.67% 4	30.28% 33	60.55% 66	2.75% 3	109	3.53

Q8 The Community Readiness session...

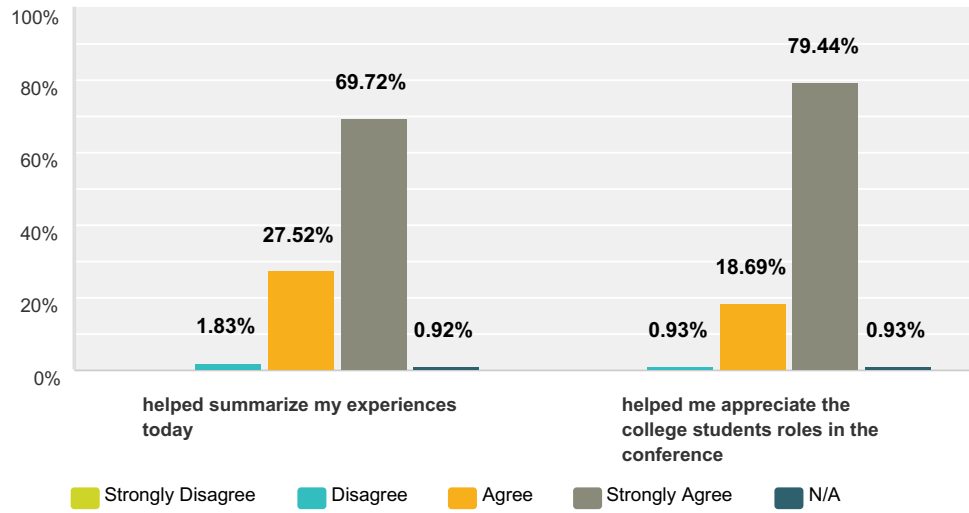
Answered: 109 Skipped: 0



	Strongly Disagree	Disagree	Agree	Strongly Agree	N/A	Total	Weighted Average
increased my knowledge and awareness about doing my best to support my community.	0.00% 0	0.92% 1	32.11% 35	66.97% 73	0.00% 0	109	3.66
helped me to understand how to engage in the local community.	0.00% 0	1.83% 2	33.03% 36	64.22% 70	0.92% 1	109	3.63

Q9 The Closing Session...

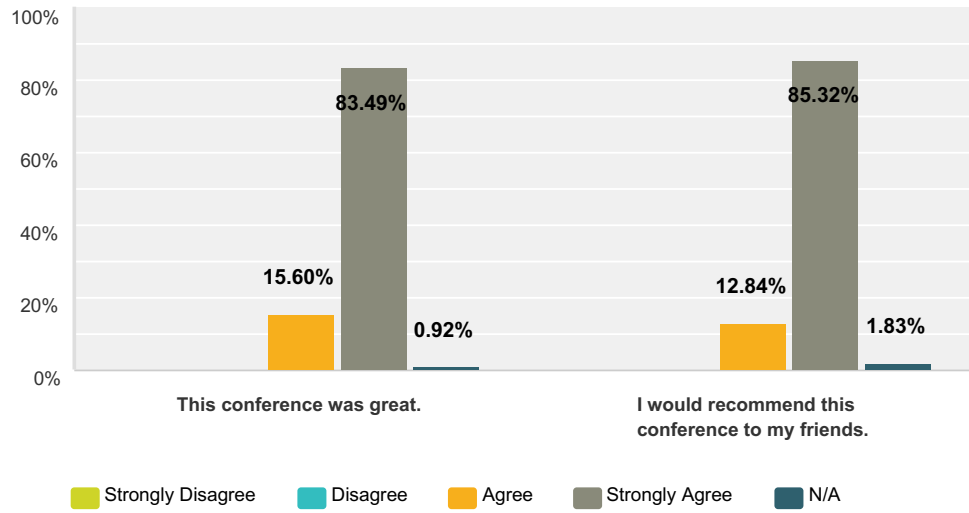
Answered: 109 Skipped: 0



	Strongly Disagree	Disagree	Agree	Strongly Agree	N/A	Total	Weighted Average
helped summarize my experiences today	0.00% 0	1.83% 2	27.52% 30	69.72% 76	0.92% 1	109	3.69
helped me appreciate the college students roles in the conference	0.00% 0	0.93% 1	18.69% 20	79.44% 85	0.93% 1	107	3.79

Q10 Overall, this conference...

Answered: 109 Skipped: 0



	Strongly Disagree	Disagree	Agree	Strongly Agree	N/A	Total	Weighted Average
This conference was great.	0.00% 0	0.00% 0	15.60% 17	83.49% 91	0.92% 1	109	3.84
I would recommend this conference to my friends.	0.00% 0	0.00% 0	12.84% 14	85.32% 93	1.83% 2	109	3.87

Q11 Comments or questions

Answered: 1 Skipped: 108

#	Responses	Date
1	It was a great experience :)	10/26/2015 3:26 PM